


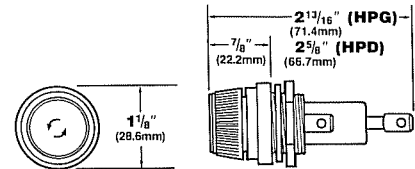
Panel-Mounted

Types HPG and HPD—Standard
For $1\frac{3}{32}$ " × $1\frac{1}{2}$ " Fuses
 (10.3mm × 38.1mm)

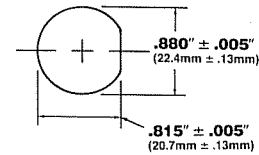


For supplementary protection of transformers, relays, ballasts, and small motors. Mount in $\frac{1}{2}$ " (12.7mm) knock-outs with locknut. Bayonet type knob. Combination $\frac{1}{4}$ " (6.4mm) quick-connect/solder terminals. U.L. Recognized File No. E14853, Guide No. IZLT2.

Symbol	Amps	Volts	Features
HPG	30	600	Only side terminal is a quick-connect; rear terminal $\frac{3}{16}$ " shorter than HPG.
HPD	30	600	




Punched Mounting Hole



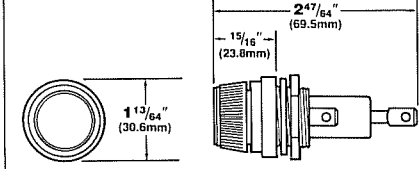
U.L. File E14853

Types HPL-B and HPM—Standard
For $1\frac{3}{32}$ " × $1\frac{1}{2}$ " Fuses
 (10.3mm × 38.1mm)

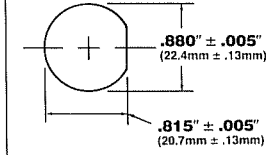


For supplementary protection of transformers, relays, ballasts, and small motors. Screw type knob. HPL-B has solder type terminals; HPM $\frac{1}{4}$ " quick-connect. HPM is U.L. Recognized and CSA Listed (U.L. File No. E14853, Guide No. IZLT; CSA File No. 47235, Class 6225-01).

Symbol	Amps	Volts	Terminals
HPL-B	30	600	Solder type
HPM	30	600	$\frac{1}{4}$ " quick-connect
HPM-WT	30	600	Splash-proof knob



Punched Mounting Hole



U.L. File E14853; CSA File 47235

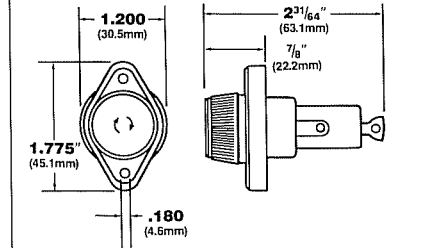
Type HPC-D—Water-proof
For $1\frac{3}{32}$ " × $1\frac{1}{2}$ " Fuses
 (10.3mm × 38.1mm)



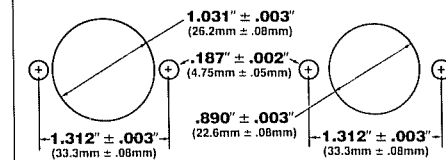
Equipped with "O"-ring seals for applications requiring waterproof protection. Holders mount in panels up to $\frac{1}{4}$ " (6.4mm) thick. Military version designated FHN23W. U.L. Recognized (File No. E14853, Guide No. IZLT2).

Symbol	Amps	Volts	Features
HPC-D	30	600	Waterproof

Shipping weight per 100—7.5 lbs. (3.40kg).



Mounting Hole
Flange Rear of Panel Flange Front of Panel



U.L. File E14853